

2

Visualizing Texas

Provided by
Texas 2036

Visualizing Texas



Introduction

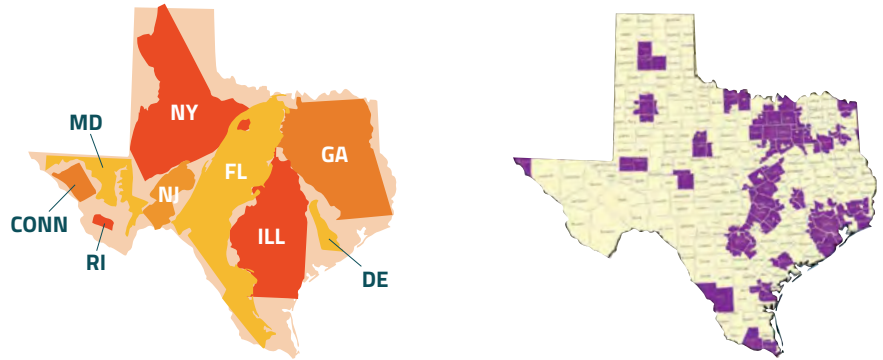
Rural lands in Texas comprise approximately 85% of the land mass and play a vital role in the state's economy, along with providing various ecological benefits and/or ecosystem services including clean water, soil conservation, and clean air. Public benefits derived from these predominantly privately-owned rural lands not only include native environments, fish and wildlife habitat, and recreation opportunities, but also support a large portion of the state's agricultural economy, approximately \$100B annually. Although rural working lands contribute significantly to the state, they and their communities are impacted by external pressures, including rapid population growth, urban sprawl, and increased demands on land and water resources compounded by cuts in federal aid programs and services.

The complexity and diversity of Texas can be difficult to fully imagine and comprehend. The following pages offer a visual look at Texas to contribute to our collective understanding of Texas' rural people and places and the opportunities that exist to ensure a healthy, vibrant, and sustainable future for the rural areas of our state.

Texas is a Big Place

268,581 Sq. Miles in Texas
268,356 Sq. Miles in 9 Other States

82 Urban Counties 
172 Rural Counties 



USDA / OMB rural vs. urban county classification

4 of 50 Counties with Highest Unemployment are in Texas

Ranking	35	24	19	15
County	Maverick	Zavala	Starr	Willacy
Unemployment Rate	8.4%	9%	9.6%	11%
Population	56,830	12,107	63,008	21,944
Poverty Rate	24.7%	35.8%	37.6%	37.2%
Median Household Income	\$37,155	\$26,639	\$26,682	\$28,817

U.S. Census Bureau

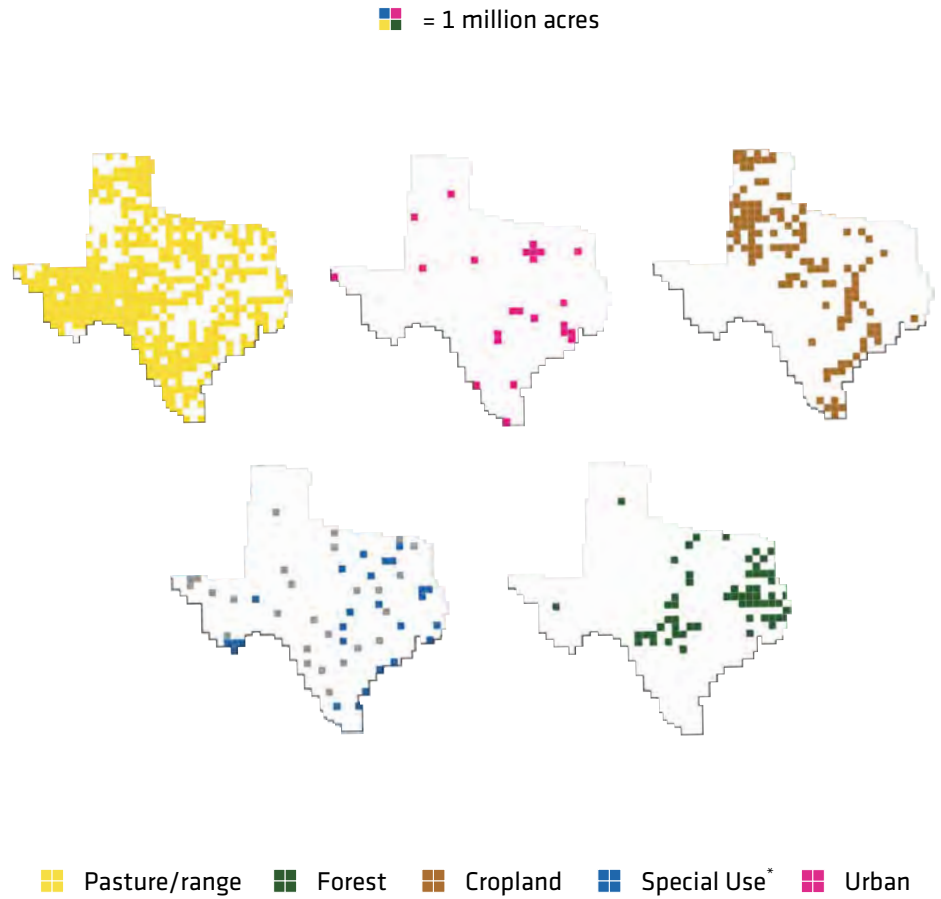
Rural Counties Face Greater Challenges than Texas as a Whole

Indicator	Rural Overall	Texas Overall
Unemployment Rate	5.1%	4.7%
Avg. Annual Wage	\$40,000	\$54,000
Uninsured Rate	23.4%	17.1%
Maternal Deaths per 10,000 Live Births	6.3	3.6
Population to Primary Care Physician	2500:1	1600:1
3rd Grade Math Proficiency	73.2%	75%

USDA / OMB rural vs. urban county classification

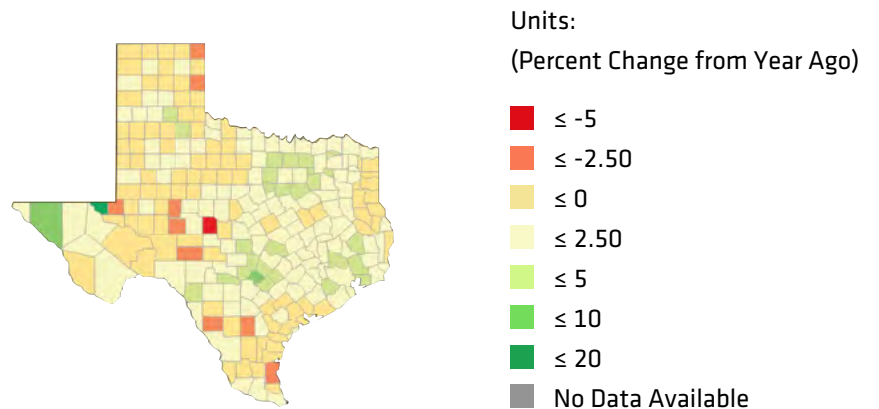
Visualizing Texas

Land Use in Texas



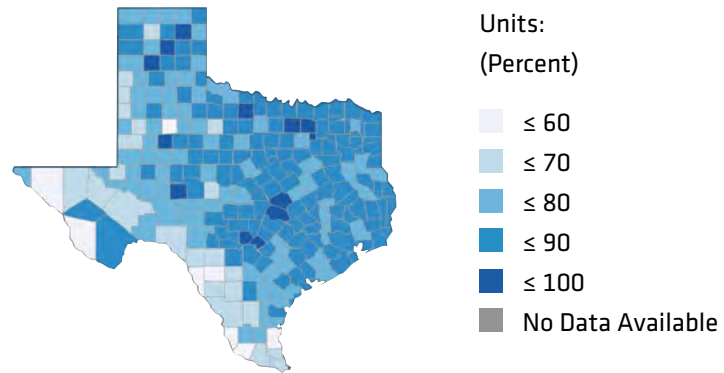
* includes national parks, wildlife areas, highways, railroads and military bases
 Here's How America Uses Its Land, Dave Merrill and Lauren Leatherby. Bloomberg. July 31, 2018

Population Change (2017, Percent Change Over One Year)



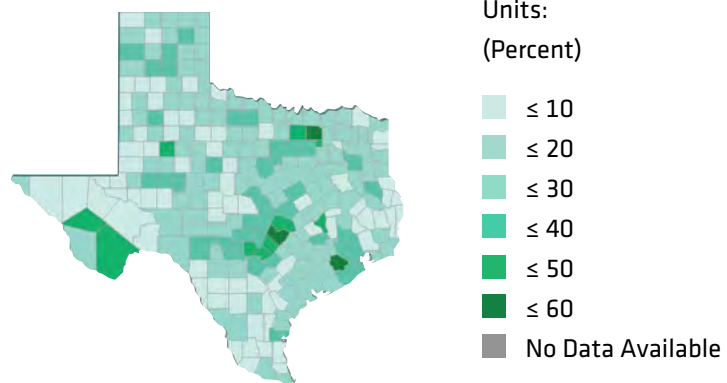
geofred.stlouisfed.org

High School Graduate or Higher (2016, 5-Year Estimate)



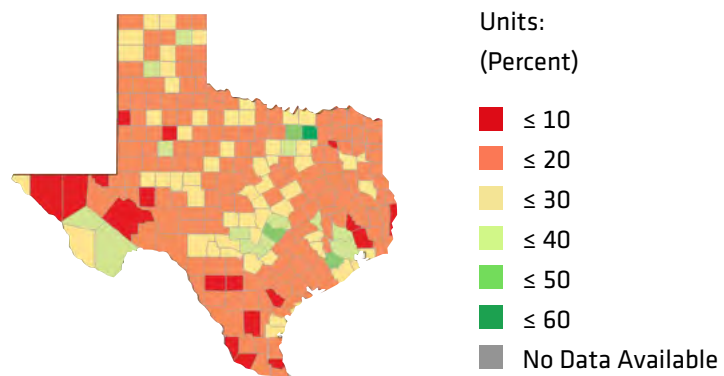
geofred.stlouisfed.org

People 25 Years and Over with an Associate's Degree or Higher by County (2016, percent)



geofred.stlouisfed.org

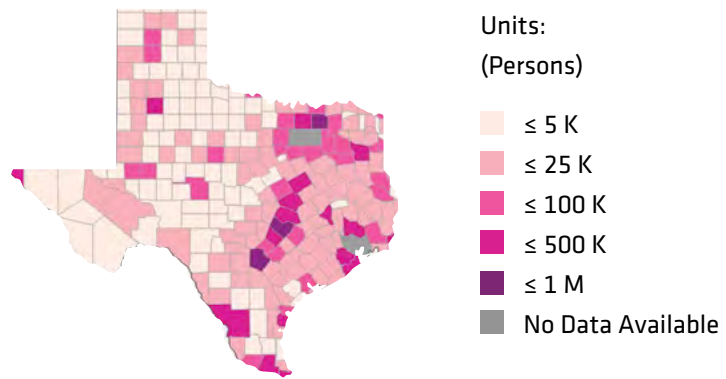
Bachelor's Degree or Higher (2016, 5-Year Estimate)



geofred.stlouisfed.org

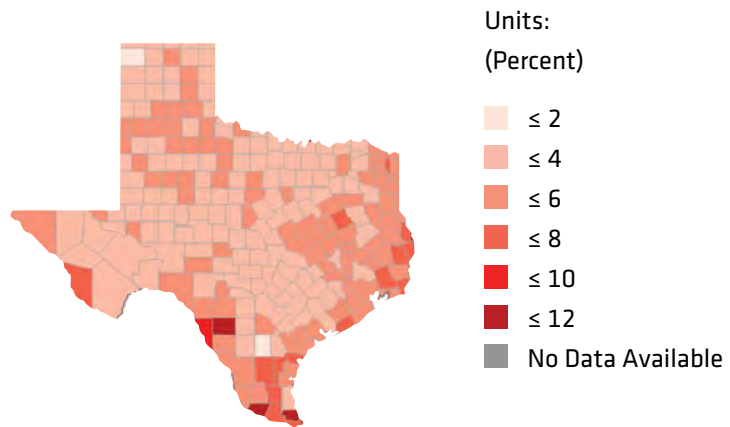
Visualizing Texas

Civilian Labor Force (June 2018)



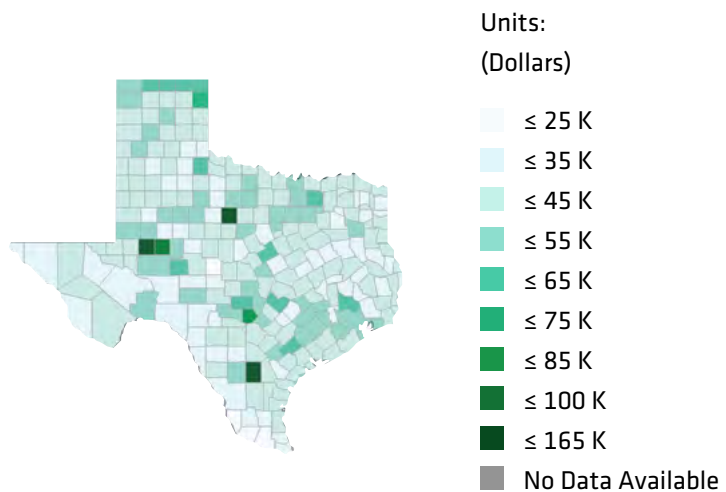
geofred.stlouisfed.org

Unemployment Rate (June 2018)



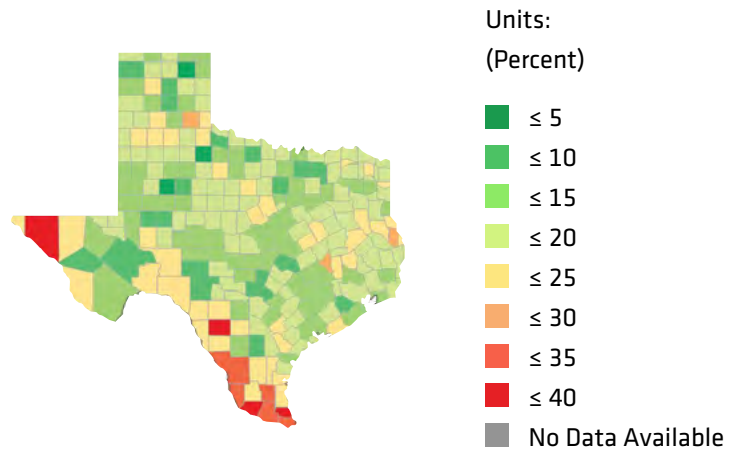
geofred.stlouisfed.org

Per Capita Personal Income (2016, in US Dollars)



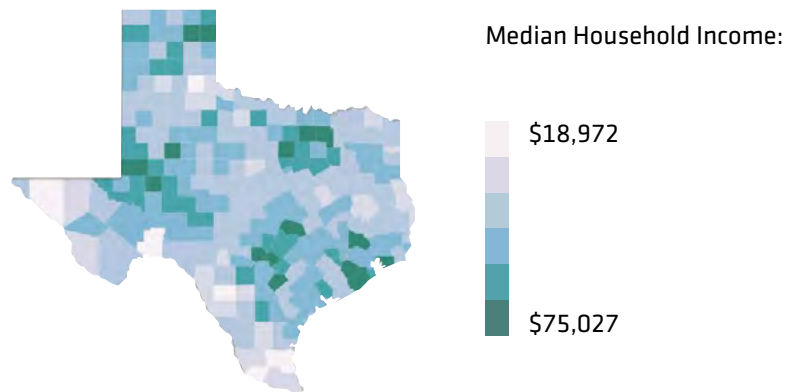
geofred.stlouisfed.org

2016 Percent of Population Below the Poverty Level by County



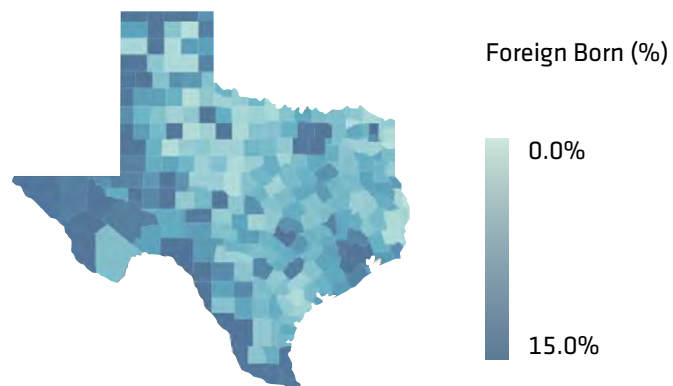
geofred.stlouisfed.org

2016 Median Household Income by County



geofred.stlouisfed.org

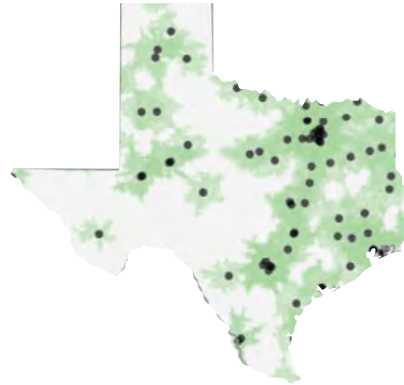
2016 Foreign-born Percent of Population



geofred.stlouisfed.org

Visualizing Texas

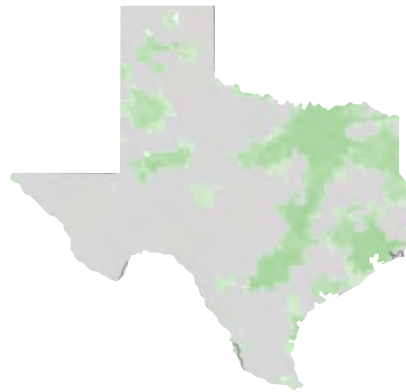
Areas within 60 Minute Drive of 2-Year or 4-Year Institution



- 2- or 4-year Higher Education Institution.
- Area within 60 minute drive of 2- or 4-year higher education institution

Chronicle of Higher Education

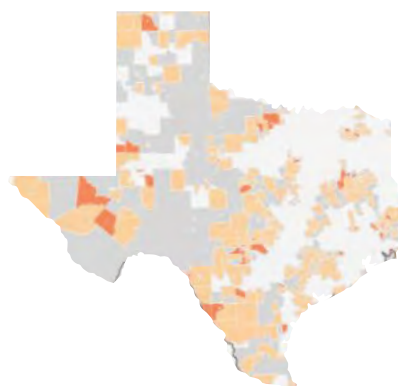
Census Block Groups Beyond Driving Distance to Higher Education



- Within 60 minute drive
- Beyond 60 minute drive

Chronicle of Higher Education

Population of Census Blocks Beyond Driving Distance to Higher Education

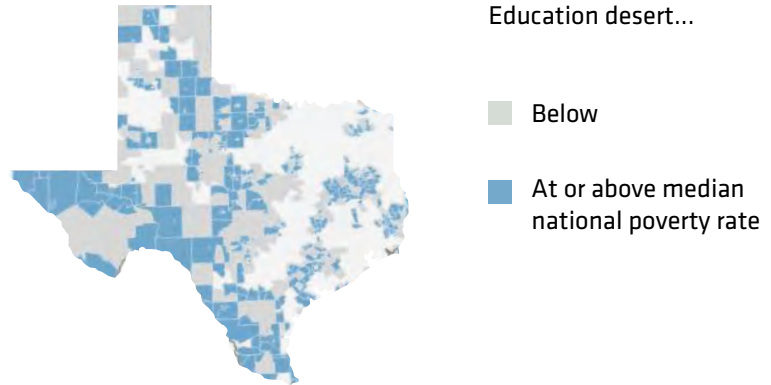


Number of residents more than 60 min. from college:

- 1,001 to 2.5K
- 2,501 to 5K
- 5,001 to 18K
- 18,001+
- Less than 1K

Chronicle of Higher Education

Poverty Levels in Education Deserts Census Blocks Beyond Driving Distance to Higher Education



Chronicle of Higher Education